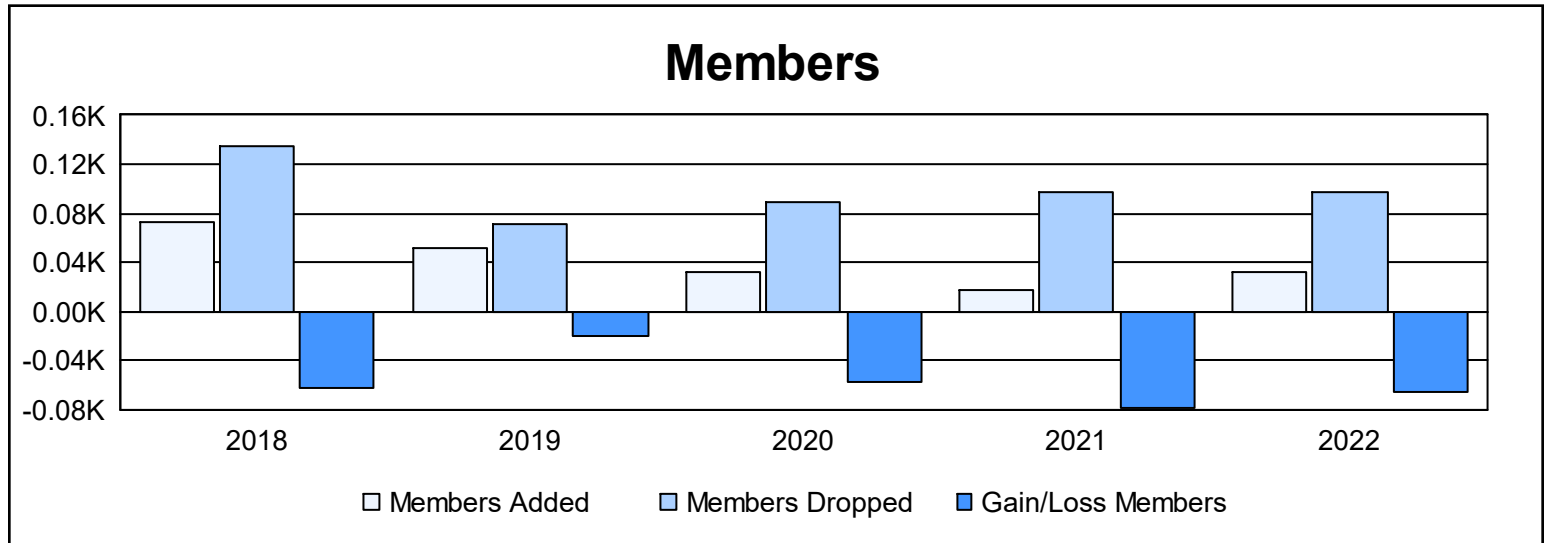
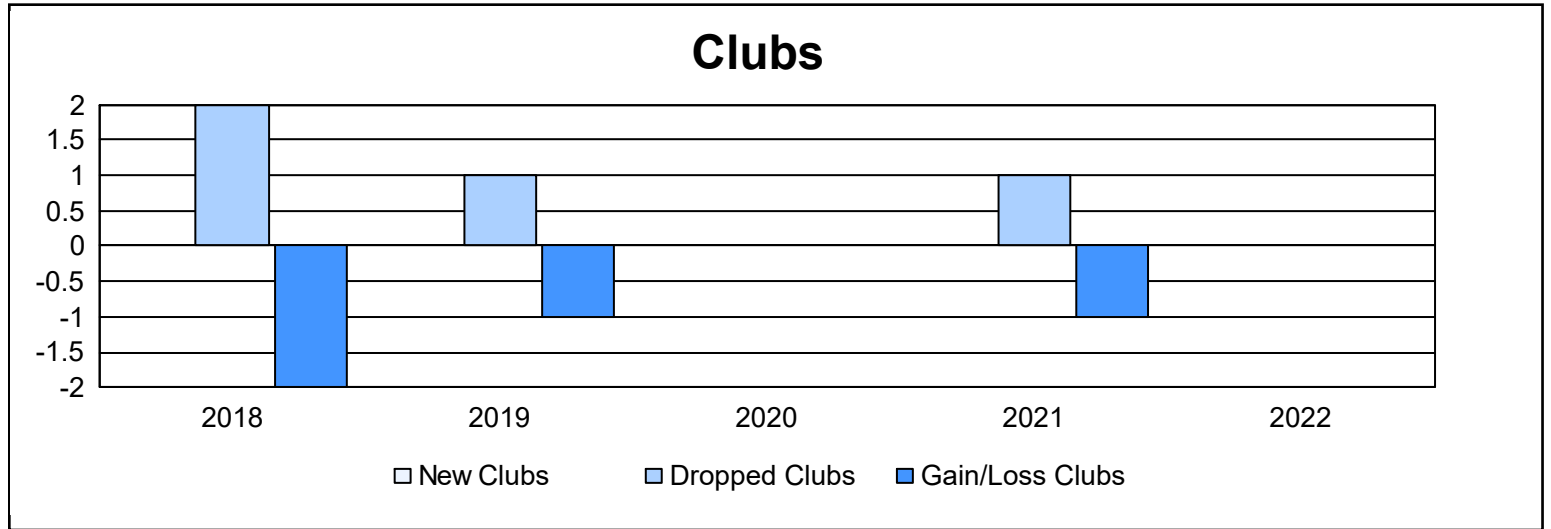
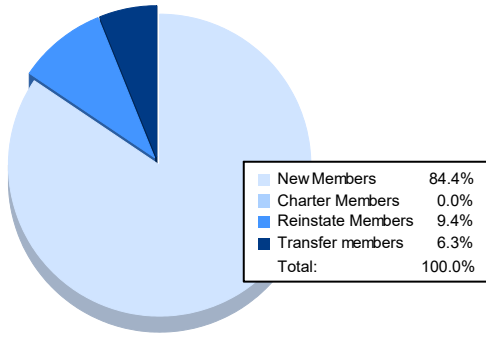


| Year | New Clubs | Dropped Clubs | Gain/ Loss Clubs | New Members | Charter Members | Reinstate Members | Transfer Members | Total Member Added | Total Members Dropped | Gain/ Loss Members |
|----------------|-----------|---------------|------------------|-------------|-----------------|-------------------|------------------|--------------------|-----------------------|--------------------|
| 2017-2018 | 0 | 2 | -2 | 45 | 2 | 23 | 2 | 72 | 135 | -63 |
| 2018-2019 | 0 | 1 | -1 | 47 | 0 | 3 | 1 | 51 | 71 | -20 |
| 2019-2020 | 0 | 0 | 0 | 25 | 0 | 5 | 2 | 32 | 89 | -57 |
| 2020-2021 | 0 | 1 | -1 | 16 | 0 | 2 | 0 | 18 | 97 | -79 |
| 2021-2022 | 0 | 0 | 0 | 27 | 0 | 3 | 2 | 32 | 98 | -66 |
| Average | 0 | 1 | -1 | 32 | 0 | 7 | 1 | 41 | 98 | -57 |



Membership Composition June 2022 Cumulative



Gender Composition June 2022 Cumulative

